


Example of finished Earth Man



Pudding Man Instructions

Colour in and cut out the Earth face, hands and feet.

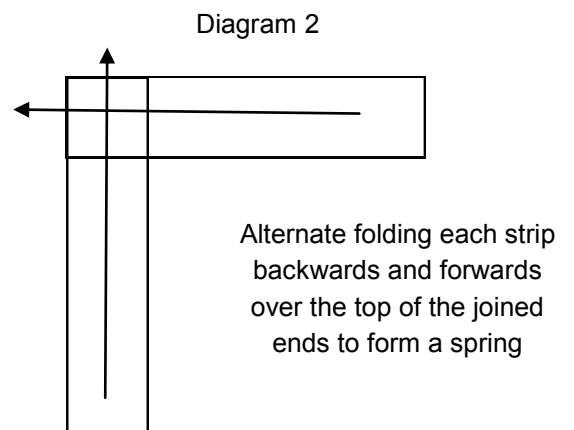
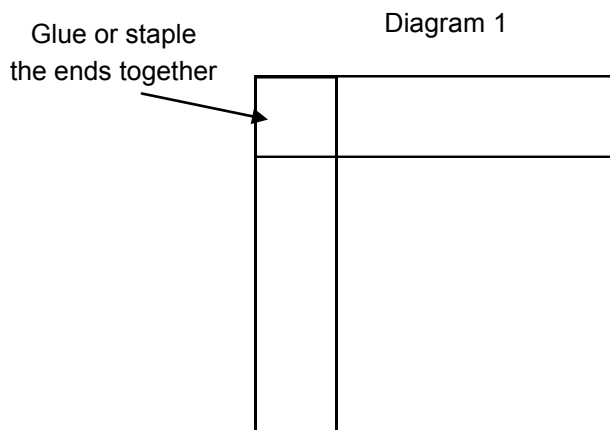
Cut along the lines of the paper strips. (You may wish to print these onto coloured card first).

Attach 2 strips together at the ends as shown in Diagram 1



Fold each strip over one another alternatively until you reach the ends, making sure to fold them down each time (as shown in Diagram 2).

Once you reach the ends, glue or staple the 2 ends together. Once you let go of the paper, it will now be a spring.

Using the spring, attach a hand or foot to one end and the other end to the Earth head as shown above to create your Earth man.







--	--	--	--	--	--	--	--