


INTERACTIVE HAT

EARTH DAY

Freebie



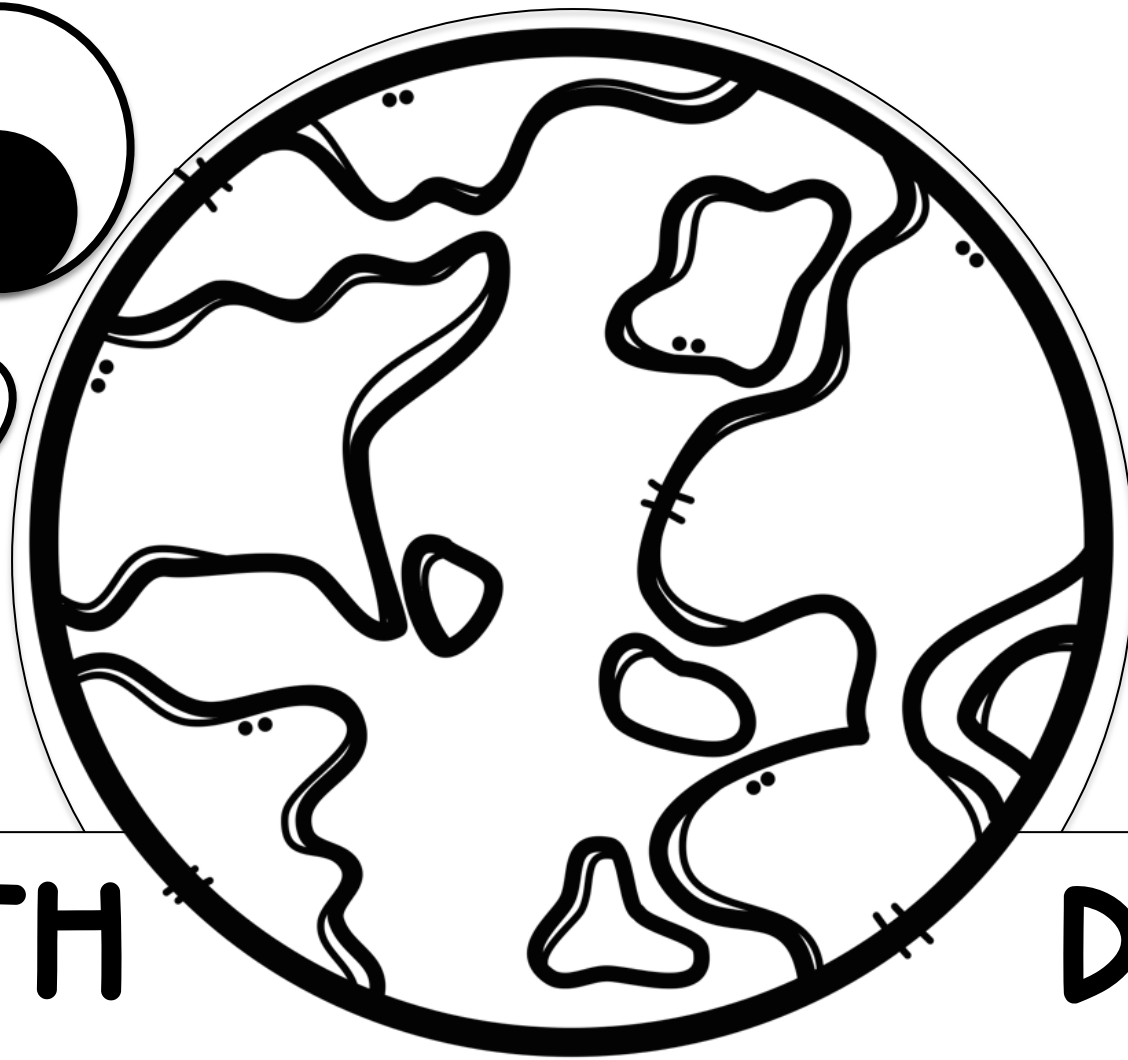
created by michelle hudgeons

eyes

nose

mouth

Directions:
Color and cut out
the earth hat
topper and the
face pieces.
Glue the face
pieces on the earth.
Glue the earth hat
topper on a
sentence strip to
create a hat.



EARTH





DAY

reduce

reuse

recycle

Directions:
Color, cut, and glue the items under the correct column on the hat topper.



terms of use

- Thank you for downloading this resource. I hope you and your students enjoy it!
- This resource is for single classroom use. If you plan to share this resource with other teachers, please send them to my Teachers Pay Teachers shop to download a copy for each additional classroom use. I would love to hear how you enjoyed these hats! Let me know in the feedback comments!
- Check out my blog and social media for freebies and ideas!



smittenwithfirstblog.com



bit.ly/SmittenwithFirstIG



bit.ly/Smittenwith1stFB



bit.ly/TPTMichelleHudgeons



Michelle
Hudgeons

